

TC-6000 (FS), TC-6100 (FS) VALVE

1PC 150# REGULAR PORT BALL VALVE, FLANGED

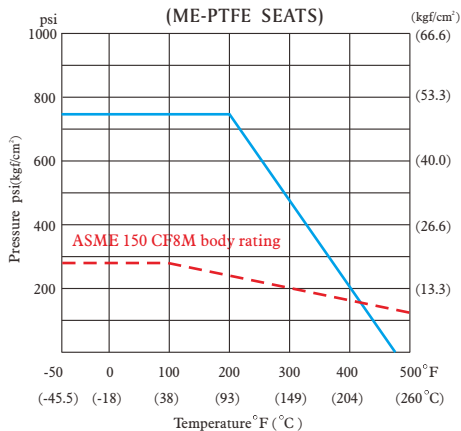


MATERIALS LIST

NO.	PART NAME	MATERIAL		QTY
		STAINLESS STEEL	CARBON STEEL	
1	BODY	ASTM A351 Gr.CF8M	ASTM A216 WCB	1
2	CAP	ASTM A351 Gr.CF8M	ASTM A216 WCB	1
3	BALL	ASTM A351 Gr.CF8M	ASTM A351 Gr.CF8M	1
4	STEM	ASTM A276 Gr.316	ASTM A276 Gr.316	1
5	SEAT	*ME-PTFE	*ME-PTFE	2
6	GASKET	*ME-PTFE or *GRAFOIL	*ME-PTFE or *GRAFOIL	1
7	THRUST WASHER	*ME-PTFE	*ME-PTFE	1
8	PACKING	*ME-PTFE or *GRAFOIL	*ME-PTFE or *GRAFOIL	1
9	GLAND	ASTM A351 Gr.CF8	ASTM A351 Gr.CF8	1
10	STOPPER	SS304	SS304	1
11	SNAP RING	SS304	SS304	2
12	GLAND BOLT	ASTM A193 Gr.B8	ASTM A193 Gr.B8	2
13	HANDLE	ASTM A536 Gr.65-45-12	ASTM A536 Gr.65-45-12	1

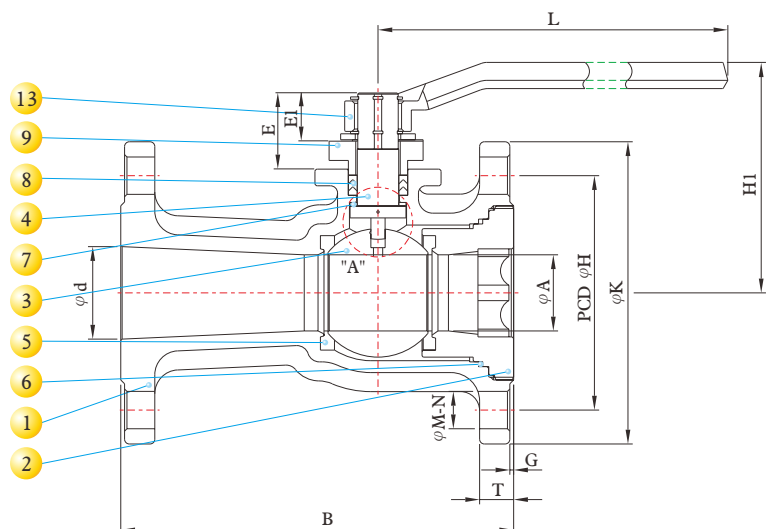
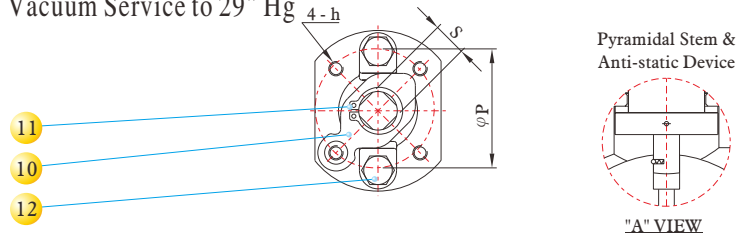
*ME-PTFE IS Molecularly Enhanced PTFE *For Fire-Safe only

PRESSURE TEMPERATURE RATINGS



DESIGN FEATURES:

- Steam rating: 150 psi WSP
- NACE MR-0175 full compliance
- ISO 5211 Actuator Mounting Pad
- Blow-out-proof stem design
- Anti-Static device
- Adjustable Stem Packing
- Locking Device
- Body: ASTM A351 Gr. CF8M For TC-6000
- ASTM A216 Gr. WCB For TC-6100
- ME-PTFE SEAL KITS: REPLACES PTFE, RPTFE AND FPA
- LOW DEFORMATION UNDER LOAD
- LOW PERMEATION
- Temperature Rating: -45.5 °C (-50 °F) to 246 °C (475 °F)
- Long Cycle Life
- ANSI B16.5 B16.10 and B16.34 full Compliance
- TEST STANDARD: API 598
- API 607 4th Edition FIRE SAFE APPROVAL
- NACE MR-0175 FULL COMPLIANCE
- Vacuum Service to 29" Hg



DIMENSIONS

SIZE		A		B		E		EI		d		G		H		K		T		M		N	P		S		L		H1		h	Cv Factor	Weight	
inch	mm	inch	mm	inch	mm	inch	mm	inch	mm	inch	mm	inch	mm	inch	mm	inch	mm	inch	mm	inch	mm		inch	mm	inch	mm	inch	mm	inch	mm			kg	Lb
1"	25	0.79	20	5.0	127.0	0.98	25.0	0.69	17.4	0.98	25	0.06	1.6	3.12	79.2	4.25	108.0	0.44	11.2	0.62	15.7	4	1.65	42	0.43	11	5.18	131.5	2.95	74.90	M5*P0.8	52	2.30	5.07
1 1/2"	40	1.26	32	6.5	165.1	1.24	31.5	0.83	21.0	1.57	40	0.06	1.6	3.88	98.5	5.00	127.0	0.56	14.2	0.62	15.7	4	1.97	50	0.55	14	6.42	163.0	3.81	96.85	M6*P1.0	120	4.50	9.92
2"	50	1.50	38	7.0	177.8	1.65	42.0	1.02	26.0	1.97	50	0.06	1.6	4.75	120.6	6.00	152.4	0.62	15.7	0.75	19.0	4	2.76	70	0.67	17	9.13	232.0	4.96	125.90	M8*P1.25	170	7.10	15.66
2 1/2"	65	1.97	50	7.5	190.5	1.65	42.0	1.02	26.0	2.64	67	0.06	1.6	5.50	139.7	7.00	177.8	0.69	17.6	0.75	19.0	4	2.76	70	0.67	17	9.13	232.0	5.32	135.20	M8*P1.25	255	10.80	23.79
3"	80	2.56	65	8.0	203.2	2.20	56.0	1.44	36.7	3.15	80	0.06	1.6	6.00	152.4	7.50	190.5	0.75	19.0	0.75	19.0	4	4.02	102	0.87	22	12.87	327.0	5.98	152.00	M10*P1.5	430	14.20	31.31
4"	100	3.15	80	9.0	228.6	2.20	56.0	1.44	36.7	3.94	100	0.06	1.6	7.50	190.5	9.00	228.6	0.94	23.8	0.75	19.0	8	4.02	102	0.87	22	12.87	327.0	6.30	160.10	M10*P1.5	565	23.58	56.34
6"	150	3.94	100	10.5	266.7	2.20	56.0	1.44	36.7	5.91	150	0.06	1.6	9.50	241.3	11.00	279.4	1.00	25.4	0.88	22.3	8	4.02	102	0.87	22	12.87	327.0	7.01	178.00	M10*P1.5	600	36.95	81.39

